

[54] ROTARY PUZZLE

[75] Inventor: Gunpei Yokoi, Kyoto, Japan  
[73] Assignee: Nintendo Co., Ltd., Kyoto, Japan  
[\*\*] Term: 14 Years  
[21] Appl. No.: 223,252  
[22] Filed: Jan. 8, 1981

[30] Foreign Application Priority Data

Nov. 22, 1980 [JP] Japan ..... 55-048891

[51] Int. Cl. .... D21-01  
[52] U.S. Cl. .... D21/104  
[58] Field of Search ..... D21/104, 105, 106, 107,  
D21/108; D11/81; 273/153 R, 153 P, 153 S,  
153 J, 156, 159, 160

[56] References Cited

U.S. PATENT DOCUMENTS

679,782 8/1901 Reenstierna ..... 273/153 R  
3,924,857 12/1975 Christensen ..... 273/153 R

FOREIGN PATENT DOCUMENTS

13822 of 1893 United Kingdom ..... 273/153 R

OTHER PUBLICATIONS

Swiss Watch & Jewel Journal, 1-1978, p. 46, Design at #2.

Primary Examiner—Charles A. Rademaker  
Attorney, Agent, or Firm—Koda and Androlia

[57] CLAIM

The ornamental design for a rotary puzzle, as substantially shown.

DESCRIPTION

FIG. 1 is a front elevational view of a rotary puzzle showing my new design;  
FIG. 2 is a rear elevational view thereof;  
FIG. 3 is a left side view thereof;  
FIG. 4 is a right side view thereof;  
FIG. 5 is a top plan view thereof;  
FIG. 6 is a perspective view thereof;  
FIG. 7 is a cross-sectional view thereof taken along the line 7-7 of FIG. 1;  
FIG. 8 is a cross-sectional view thereof taken along the line 8-8 of FIG. 1; and  
FIG. 9 is a cross-sectional view thereof taken along the line 9-9 in FIG. 1.

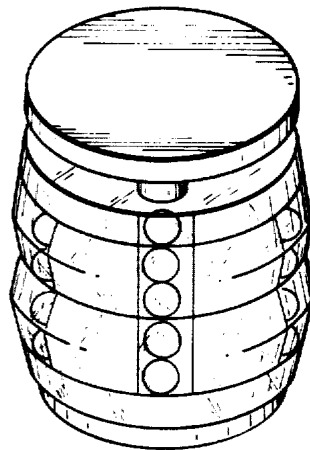


FIG. 1

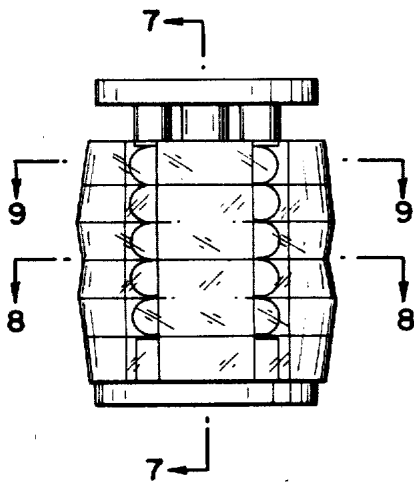


FIG. 2

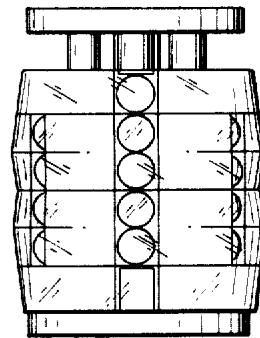


FIG. 3

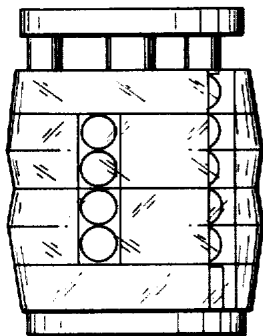


FIG. 4

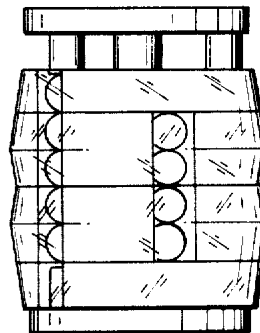


FIG. 5

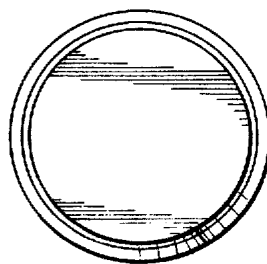


FIG. 6

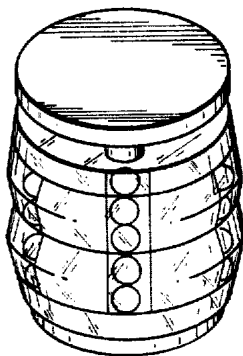


FIG. 7

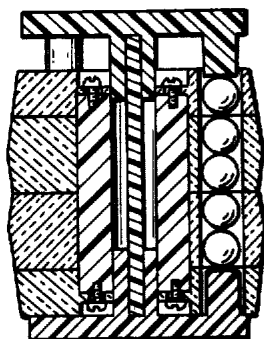


FIG. 8




FIG. 9

